SCHEMA DI MONTAGGIO MICRO FINECORSA PNEUMATICO 304 MA

ASSEMBLY SCHEME FOR PNEUMATIC LIMIT SWITCH 304 MA

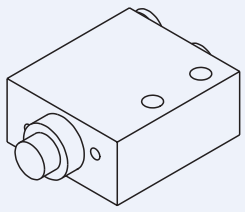

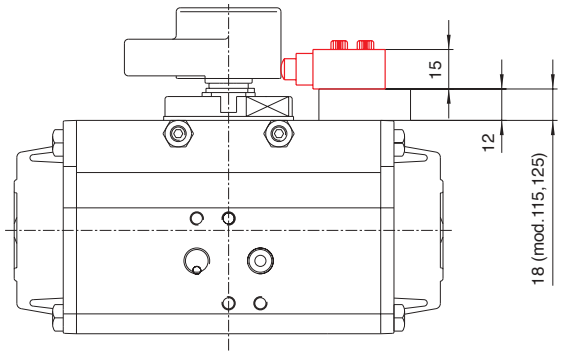

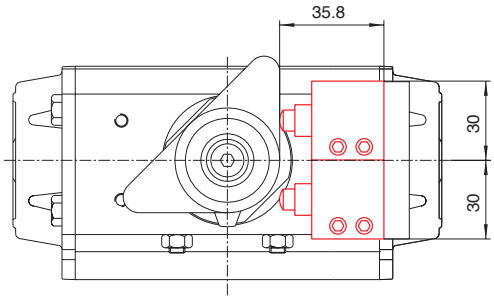

PER ORDINAZIONE FINECORSA
For order of limit switch

RI 4506

PER ORDINAZIONE KIT DI MONTAGGIO
For order of mounting kit

MOD. 32	RI 4529
MOD. 52	RI 4519
MOD. 63-75-85-100	RI 4520
MOD. 115-125	RI 4521
MOD. 160	RI 4522
MOD. 200-270	RI 4528

PRINCIPALI CARATTERISTICHE / *Main characteristics*		
MATERIALE CORPO *Body material*	ALLUMINIO ANODIZZATO	*Aluminum anodized*
DIAMETRO NOMINALE *Nominal diameter*	2.5mm	*2.5mm*
PORTATA NOMINALE A 6 bar *Nominal flow at 6 bar*	120 Nl/min	*120 Nl/min*
TEMPERATURA DI FUNZIONAMENTO *Working temperature*	DA -10°C A +60°C	*-10°C to +60°C*
PRESSIONE DI ESERCIZIO *Working pressure*	DA 2 A 10 bar	*2 to 10 bar*
FLUIDO *Supply medium*	ARIA FILTRATA 50µ E LUBRIFICATA	*Filtered air 50 µ and lubricated*
STATO *State*	NORMALMENTE CHIUSO	*Normally closed*
PARTI INTERNE *Internal parts*	OTTONE	*Brass*
GUARNIZIONI *Seals*	NBR	*NBR*
MOLLE *Springs*	ACCIAIO INOX	*Stainless steel*
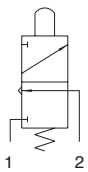
FUNZIONAMENTO DEI CONTATTI
Contacts functioning